



**07 RIDGELINE**





# 07 RIDGELINE

**Honda's first pickup truck has made one thing perfectly clear – the stakes are raised.**

Right out of the gate, the Ridgeline has made its point and made it strong. Sure enough, it's a powerful, tough and super-capable rig. Plus, it has some cool surprises never seen in a pickup, like its dual-action tailgate and its big, lockable In-Bed Trunk.™ It seems the Ridgeline is packing enough innovation under its skin to win over everybody, from die-hard truck guys to the automotive press—even earning the 2006 North American Truck of the Year award. So get familiar with an example of what a truck can really be – now that Honda has reinvented the truck.



Ridgeline RTL shown in Silver Metallic

**There's living a full life.  
Then there's living it by the truckload.**



Ridgeline RTL shown in Billet Silver Metallic



**TAILGATE SWINGS OUT**

**8.5 CU. FT. IN-BED TRUNK**



# MULTI Faceted Function



Swing the dual-action tailgate to the side for quick access to the huge lockable In-Bed Trunk. It'll swallow a weekend's worth of gear, easy. The tailgate can also fold down, and is designed to support 300 lbs. while driving. Slide in a thick stack of 4x8 plywood or load a couple Honda dirt bikes or an ATV.\* The 5-foot-long, super-durable Steel-Reinforced Composite (SRC) cargo bed resists dents and corrosion, and is reinforced by high-strength steel crossmembers to handle a 1/2-ton payload. And cargo lights and tie-downs help make loading a breeze.


\*Honda reminds you to properly secure all items stored in the cargo area.



**1/2-TON PAYLOAD**

**BED SIZE:**  
49.5" x 60" TAILGATE UP  
49.5" x 79" TAILGATE DOWN

**TAILGATE FOLDS DOWN**



Ridgeline RTS shown in Billet Silver Metallic with accessory bed extender.



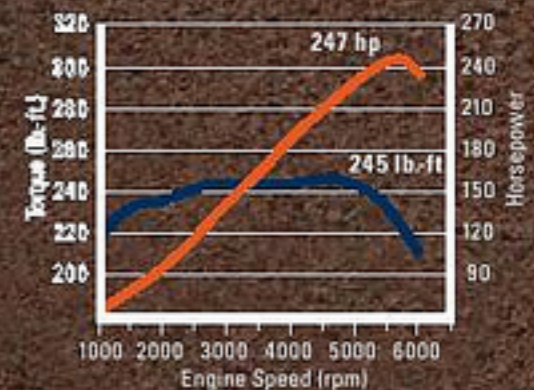
# 247<sup>HP</sup> Flog them responsibly.

Under the Ridgeline's hood, brawn meets a whole lot of brains. Honda high-tech puts 247 horsepower and 245 lb.-ft. of torque underfoot for authoritative launches and gutsy acceleration, even when hauling heavy loads or big trailers. That strong V-6 is mated to an equally advanced and thoroughly robust 5-speed automatic transmission. And both are built extra-tough, for the long haul.



**POWERFUL FACTS:** Advanced engineering is behind the 3.5-liter V-6 engine's blend of surprising fuel efficiency,<sup>1</sup> low emissions and abundant power – all on regular-grade gas. It begins with a high 10:1 compression ratio. We also added our patented Variable Valve Timing and Lift Electronic Control (VTEC<sup>®</sup>) as well as a two-stage intake manifold. These systems work together to maximize torque at lower engine speeds, and to help boost horsepower as engine speeds increase. A unique fresh-air intake helps keep output strong, even in high-temperature, heavy-duty driving and towing conditions.

Ridgeline RTS shown in Formal Black





# TOW-READY

**5,000 lbs.<sup>2</sup> Zero sweat.**

Ridgeline RTX shown in Steel Blue Metallic with accessory brush guard-style front trim, side steps and roof rack.

The Ridgeline comes right off the showroom floor with most of what you'll need for rigorous hauling duty—up to 5,000 lbs.<sup>2</sup> Get an RTX model, and the trailer hitch and wiring harness are included. The Ridgeline's integrated closed-box frame with unit-body construction gives it truly extraordinary torsional rigidity, so it can pull those big, heavy loads with confidence-inspiring stability, too.

**STANDARD TOWING FEATURES:**

- Pre-wired for 4- and 7-pin connectors
- Pre-wired for trailer brake controller
- Heavy-duty radiator with dual 160-watt fans
- Heavy-duty power-steering-fluid cooler
- Heavy-duty ATF cooler
- Huge front and rear brake rotors
- Closed-box frame with unit-body construction
- Trailer hitch and wiring harness (RTX)

**BORN TO TOW:** We know that people want a truck that's up to the job. And a big part of trucking is towing. The Ridgeline takes its job description seriously. It has a 5-speed automatic transmission that's specially geared for towing. There's also a standard heavy-duty radiator with dual fans, a heavy-duty power steering cooler and a heavy-duty ATF cooler, too. There's plenty of stopping power, with big brake rotors at all four wheels, and Electronic Brake Distribution (EBD) for more stable stops. And the trailer hitch and wiring harness, which come standard on the RTX, can be dealer-installed on the other models.

# 4WD

Go where you want.

It won't matter if your adventures take you off-road or on-road. Honda's sophisticated VTM-4 4-wheel-drive system can handle just about anything, from a slick, steep boat ramp to a rough-and-tumble back road – instantly putting power to the wheels with the best traction. And with a refined, fully independent suspension, that go-anywhere attitude comes in a curve-hugging, fun-to-drive package.



Ridgeline RTS shown in Steel Blue Metallic with accessory roof rack, tonneau cover and towing package.




## SUSPENSION

Unlike most trucks' solid rear axle, the Ridgeline has an independent suspension, both front and rear. So its rugged off-road abilities are paired with a refined on-road ride, a stable, firmly planted feel, responsive steering and confidence-inspiring cornering. And you still get more than 8 inches of ground clearance.



## 4-WHEEL-DRIVE SYSTEM

Sensors continually monitor traction at each wheel and send a stream of data to the VTM-4 ECU. The ECU then instantly distributes torque to all four wheels to help maintain optimum traction.



## FRONT DIFFERENTIAL

Under normal driving conditions, the VTM-4 system channels all power to the front differential. This maximizes efficiency when 4WD isn't needed, like when on dry pavement.

## INTEGRATED CLOSED-BOX FRAME

The rugged closed-box frame is integrated with unit-body construction. It's the best of all worlds: a tougher, tow-ready truck with a smooth ride that won't bust your guts.

## PROPELLER SHAFT

The center propeller shaft continually makes power available to the rear differential for 4WD applications as required by conditions. It also has a special damper to help reduce vibration.

## VTM-4 LOCK®

When you need to start off in extreme low-traction conditions, such as ice or loose gravel, just push a button to lock the rear differential for extra help to get moving. And it can stay locked up to 18 mph.

## REAR DIFFERENTIAL UNIT

In certain driving conditions, the electromagnetic clutches in the rear differential can be signaled by the VTM-4 system to deliver up to 70% of engine power to the rear wheels for reassuring 4WD.



The image shows the interior of a Honda Ridgeline pickup truck. The front seats are upholstered in a light gray leather with a quilted pattern. The dashboard and center console are also finished in a matching light gray. The steering wheel is black with the Honda logo in the center. A navigation screen is visible on the dashboard. The truck is parked in a desert-like environment with rocky terrain and sparse vegetation visible through the windows.

## Trucking shouldn't mean treating people like cargo.

In a Ridgeline, you get utility as well as comfort. Take command from a wide, supportive seat. The RTS and RTL models add 8-way power adjustment, as well as dual-zone climate controls. In the RTL, you get leather trim for added luxury, heated front seats and a moonroof too. Powerful audio systems and an available navigation system<sup>2</sup> with voice recognition on select models are welcome pluses. All this may be a bit more than you'd expect from a pickup truck. Get used to it.

Ridgeline RTL interior shown in Gray Leather with available Honda Satellite-Linked Navigation System.<sup>2,3</sup>



Ridgeline RTL interior shown in Gray Leather with available Honda Satellite-Linked Navigation System.<sup>TM</sup>



**AUDIO SYSTEM:** Pump tunes through a powerful, 6-speaker audio system. Select Ridgeline models add a 6-disc in-dash CD changer, a subwoofer, XM<sup>®</sup> Satellite Radio<sup>4</sup> and even an MP3/auxiliary input jack.



**MOONROOF:** The RTL model's power moonroof can help keep you in touch with the outdoors. And while it provides a fresh-air experience, it's also designed to minimize wind buffeting when open.



**CENTER CONSOLE:** The center console is a cargo bay in and of itself. It'll even get bigger when you slide the front edge forward. It has a wide armrest, a hidden tray for small items and a sliding beverage holder/food tray.



**POWER SLIDING REAR WINDOW:** With just the push of a button, you can open the power-sliding rear window and let in a little fresh air. A warning alerts the driver to close it before exiting.



**LIFT-UP REAR SEAT:** The Ridgeline's workhorse-like utility extends into the passenger compartment. The rear bench seat is not only comfortable, it offers plenty of extra under-seat storage on the flat floor, too.



**60/40 SPLIT:** The innovative 60/40 split rear seat offers lots of options as far as how you configure passengers and cargo. Bed's full? Want more lockable storage? You're just an easy flip or two away from ready-to-roll.



**STORAGE SOLUTIONS:** Fold up half the rear seat, and take a passenger along with a whole lot of gear. The rear center console's courtesy lights brighten up the floor area, even with the seat down.



**REAR STORAGE:** Thanks to the lift-up seat and wide-opening doors, even a full-size mountain bike will fit right in.<sup>®</sup> Whether you need that space for passengers, cargo or some of both, the Ridgeline is ready.



Ridgeline RTL interior shown in Olive Leather with available Honda Satellite-Linked Navigation System.

# BRED TOUGH

## Honda roots run deep.



Honda has a well-deserved reputation for high-tech innovation, and we also build vehicles that are ready for some serious action. Just take a look at our product line over the past 50 years. Our ATVs and off-road motorcycles have proven their grit time and time again in venues like the SCORE Baja 1000 desert race – and now the Ridgeline has begun a whole new competitive chapter. And you can be sure we put that knowledge to good use in our vehicles for the road.

Honda's legacy of Earth-friendlier innovation is unmatched in the vehicle industry. We have long acted on our spirited commitment to environmentally responsible technology. The results include world-changing advances in fuel economy, low emissions and leading-edge hybrids. And as always, our attention is focused on the future. In fact, a Southern California family is already driving a limited-production Honda FCX hydrogen fuel-cell car in the Los Angeles area on a daily basis. It's all part of Honda's Environmentology.

### MOVING THE WORLD

Honda Motor Co. was founded in 1948 to help people get around. We quickly became one of the top motorcycle makers in the world – the first of our many successes. Today, our generators, outboard motors,



motorcycles, ATVs, lawnmowers, tillers, pumps, cars, trucks, watercraft and more add up to Honda being the world's largest engine manufacturer. And every one performs like, well, a Honda.



### SAFETY FOR EVERYONE

Through a comprehensive and evolving approach to vehicle safety, Honda seeks to provide a high level of occupant and pedestrian protection in all of our cars and trucks, regardless of size or price, as well as increased crash compatibility with other vehicles.



### 28,000 U.S. ASSOCIATES

Honda's assembled cars here since 1982. Nearly 4 of 5 Honda vehicles sold in the U.S. today are assembled here in North America – with the help of 530 U.S. supplier companies. And many models are designed and engineered here, too.



### MAKING YOUR MONEY WORK HARD

Every Honda is a model of smart value, thanks to timeless design, loads of standard features, legendary reliability and extended maintenance intervals. For proof, check out our

Best Resale Value awards from Kelley Blue Book,<sup>3</sup> our eight 2006 Best Overall Value of the Year awards from IntelliChoice<sup>TM</sup> and – for the third year in a row – the Industry Brand Residual Value Award from Automotive Lease Guide.<sup>2</sup>

"A company is most clearly defined neither by its people nor by its history, but by its products. Our products will speak the truth about Honda."

Soichiro Honda



# Environmentology



# Loaded with standards or jam-packed with extras, the choice is yours.

The Ridgeline RT comes with just about everything you need in a truck. Need to tow? Check out the new-for-'07 RTX model – it comes with a Towing Package and exclusive chrome grille. The RTS model heaps on some great extras. Or you can really live it up in a Ridgeline RTL. Talk to your dealer about the many available Ridgeline accessories. With a Ridgeline, all the choices are good ones.



## RIDGELINE RT

247-hp, 3.5-Liter, 24-Valve, SOHC VTEC V-6 Engine • Fresh-Air Intake • ULEV-2 Emissions Rating • 5-Speed Automatic Transmission • Variable Torque Management 4-Wheel-Drive System (VTM-4) • Locking Rear Differential • Heavy-Duty Power-Steering-Fluid Cooler • Heavy-Duty Radiator with Dual 160-Watt Fans • Integrated Closed-Box Frame with Unit-Body Construction • Steel-Reinforced Composite (SRC) Cargo Bed • 4-Wheel Independent Suspension • Anti-Lock Braking System (ABS) with EBD and Brake Assist • Drive-by-Wire Throttle System\* • Vehicle Stability Assist (VSA) with Traction Control • Front, Front Side and Side Curtain Airbags with Rollover Sensor • Tire Pressure Monitoring System (TPMS) • 100-Watt AM/FM/XM Ready 4/CD Audio System with 6 Speakers • In-Bed Trunk • Dual-Action Tailgate • Power Windows, Door Locks and Mirrors • 60/40 Lift-Up Rear Seat with Under-Seat Storage

## RIDGELINE RTX

Adds to or replaces RT features:  
Chrome Grille • Towing Package (Hitch and Wiring Harness) • Painted Gray 17-Inch Alloy Wheels  
• Body-Colored Door Handles

## RIDGELINE RTS

Adds to or replaces RT features:  
17-Inch Alloy Wheels • Security System • Body-Colored Side Mirrors and Door Handles • Dual-Zone Automatic Climate Control System • Steering Wheel-Mounted Audio Controls • Driver's Seat with 8-Way Power Adjustment and Manual Lumbar Support • 160-Watt AM/FM/XM Ready/6-Disc In-Dash CD Changer Audio System with 7 Speakers, Including Subwoofer • Exterior Temperature Indicator

## RIDGELINE RTL

Adds to or replaces RTS features:  
Leather-Trimmed Seats • Heated Front Seats • Driver's Seat with Power Lumbar Support • Leather-Wrapped Steering Wheel • Heated Side Mirrors • HomeLink® Remote System<sup>1</sup> • Ambient Console Lighting • Rearview Mirror with Compass (without Navigation) • Power Moonroof • XM Satellite Radio<sup>2</sup> • Available Honda Satellite-Linked Navigation System<sup>3</sup> with Voice Recognition and MP3/Auxiliary Input Jack




# COLOR

## Make a statement.

This is the fun part – putting together the look that you can call all yours. The Ridgeline comes in a variety of exterior and interior combinations to suit your style. And the glossy Honda finish is just as beautiful as it is durable. Just give your pride and joy a hose-down once in a while when you need a reminder.

| Exterior/Interior Colors | RT    | RTX   | RTS   | RTL           |
|--------------------------|-------|-------|-------|---------------|
| Aberdeen Green Metallic  |       |       | Olive | Olive Leather |
| Billet Silver Metallic   | Gray  | Gray  | Gray  | Gray Leather  |
| Dark Cherry Pearl        | Beige | Beige | Beige | Beige Leather |
| Formal Black             | Gray  | Gray  | Gray  | Gray Leather  |
| Nimbus Gray Metallic     | Gray  |       | Gray  | Gray Leather  |
| Steel Blue Metallic      | Gray  | Gray  | Gray  | Gray Leather  |
| White                    | Beige | Beige | Beige | Beige Leather |



# SPECS + FEATURES

## ENGINE

3.5-Liter, 24-Valve, SOHC VTEC® V-6 Engine  
 247 hp @ 5750 rpm (SAE Net, Rev B/04)\*  
 245 lb.-ft. @ 4500 rpm (SAE Net, Rev B/04)\*  
 Bore and Stroke (mm): 89 x 93  
 Compression Ratio: 10.8:1  
 Drive-by-Wire™ Throttle System

Fresh-Air Intake  
 Multi-Point Fuel Injection  
 Direct Ignition System with Immobilizer  
 ULEV-2 Emissions Rating (CARB)  
 100,000-Miles-or-More Tune-Up Interval\*

## DRIVETRAIN

5-Speed Automatic Transmission  
 Gear Ratios: 1st: 2.693, 2nd: 1.566, 3rd: 1.023  
 4th: 0.729, 5th: 0.531  
 Reverse: 1.889, Final Drive: 4.533

Variable Torque Management® 4-Wheel-Drive System (VTM-4®)  
 Locking Rear Differential  
 Heavy-Duty Automatic-Transmission-Fluid Cooler

## TOWING

Integrated Closed-Box Frame with Unit-Body Construction  
 Fully Boxed High-Strength Steel (HSS) Frame Rails and Crossmembers with Internal Stiffeners  
 Heavy-Duty Radiator with Dual 160-Watt Fans  
 Heavy-Duty Power-Steering-Fluid Cooler  
 Pre-Wired for 4- and 7-Pin Connectors  
 Towing Package (Hitch and Wiring Harness) RTX only

Pre-Wired for Trailer Brake Controller  
 6950-lb. Gross Vehicle Weight Rating (GVWR)  
 10,085-lb. Gross Combined Weight Rating (GCWR)  
 5000-lb. Towing Capacity<sup>1</sup>  
 1550-lb. Total Payload Capacity

## BODY/SUSPENSION/CHASSIS

Stabilizer Bar (mm, front/rear): 23.8/25.4  
 Steering Ratio: 18.5:1  
 Steering Wheel Turns, Lock-to-Lock: 3.38  
 Turning Diameter, Curb-to-Curb (ft.): 42.6  
 Power-Assisted Ventilated Front Disc/Solid Rear Disc Brakes (in.): 12.6/13.1  
 17" Styled Steel Wheels (RT) / 17" Alloy Wheels (RTX, RTS, RTL)

All-Season Tires: P245/65 R17 105S  
 Steel-Reinforced Composite (SRC) Cargo Bed  
 MacPherson Strut Front Suspension  
 Multi-Link Rear Suspension with Trailing Arms  
 Variable Power-Assisted Rack-and-Pinion Steering

## SAFETY

3-Point Seat Belts at All Seating Positions  
 Front 3-Point Seat Belts with Automatic Tensioning System  
 Adjustable Front Seat-Belt Anchors  
 Dual-Stage, Dual-Threshold Front Airbags (SRS)  
 Front Side Airbags with Passenger-Side Occupant Position Detection System (OPDS)  
 Side Curtain Airbags with Rollover Sensor  
 Side-Impact Door Beams

Anti-Lock Braking System (ABS)  
 Electronic Brake Distribution (EBD)  
 Vehicle Stability Assist™ (VSA™) with Traction Control  
 Brake Assist  
 Tire Pressure Monitoring System (TPMS)  
 Lower Anchors and Tethers for Children (LATCH)  
 Child-Proof Rear Door Locks

## EXTERIOR MEASUREMENTS

|  | RT        | RTX       | RTS       | RTL                       |
|--|-----------|-----------|-----------|---------------------------|
| Wheelbase (in.)  | 122.0     | 122.0     | 122.0     | 122.0                     |
| Length (in.)   | 206.8     | 206.8     | 206.8     | 206.8                     |
| Height (in.)   | 70.3      | 70.3      | 70.3      | 71.2                      |
| Width (in.)  | 77.8      | 77.8      | 77.8      | 77.8                      |
| Track (in., front/rear)                                  | 67.1/66.9 | 67.1/66.9 | 67.1/66.9 | 67.1/66.9                 |
| Ground Clearance (in., unladen)                          | 8.2       | 8.2       | 8.2       | 8.2                       |
| Approach/Departure Angles (degrees)                      | 24.5/22.0 | 24.5/22.0 | 24.5/22.0 | 24.5/22.0                 |
| Cargo Bed Length (in., tailgate up/down)                 | 60.0/79.0 | 60.0/79.0 | 60.0/79.0 | 60.0/79.0                 |
| Cargo Bed Width (in., between wheelwells)                | 49.5      | 49.5      | 49.5      | 49.5                      |
| Heavy-Duty Tie-Down Cleats (l) Capacity (lbs. per cleat) | 350       | 350       | 350       | 350                       |
| In-Bed Trunk™ Capacity (cu. ft.)                         | 8.5       | 8.5       | 8.5       | 8.5                       |
| Curb Weight (lbs.)                                       | 4500      | 4513      | 4491      | 4537/4552 with Navigation |
| Weight Distribution (% front/rear)                       | 58/42     | 58/42     | 58/42     | 58/42                     |

## INTERIOR MEASUREMENTS

|  | RT        | RTX       | RTS       | RTL       |
|--|-----------|-----------|-----------|-----------|
| Headroom (in., front/rear)               | 40.7/39.1 | 40.7/39.1 | 40.7/39.1 |           |
| Headroom with Moonroof (in., front/rear) |           |           |           | 38.7/39.0 |
| Legroom (in., front/rear)                | 40.8/36.4 | 40.8/36.4 | 40.8/36.4 | 40.8/36.4 |
| Shoulder Room (in., front/rear)          | 63.2/62.6 | 63.2/62.6 | 63.2/62.6 | 63.2/62.6 |
| Hiproom (in., front/rear)                | 57.6/57.2 | 57.6/57.2 | 57.6/57.2 | 57.6/57.2 |
| Passenger Volume (cu. ft.)               | 112.0     | 112.0     | 112.0     | 108.9     |
| 2nd-Row Undersheet Storage (cu. ft.)     | 2.6       | 2.6       | 2.6       | 2.6       |
| Seating Capacity                         | 5         | 5         | 5         | 5         |

## EPA MILEAGE ESTIMATES/CAPACITIES

|                                  | RT               | RTX              | RTS              | RTL              |
|----------------------------------|------------------|------------------|------------------|------------------|
| 5-Speed Automatic (City/Highway) | 16/21            | 16/21            | 16/21            | 16/21            |
| Crankcase (qt.)                  | 5.3              | 5.3              | 5.3              | 5.3              |
| Coolant System (qt.)             | 8.5              | 8.5              | 8.5              | 8.5              |
| Fuel (gal.)                      | 22.0             | 22.0             | 22.0             | 22.0             |
| Required Fuel                    | Regular Unleaded | Regular Unleaded | Regular Unleaded | Regular Unleaded |

\*Does not apply to fluid and filter changes. Exact mileage is determined by actual driving conditions. Please see your owner's manual.

| EXTERIOR FEATURES  | RT           | RTX          | RTS          | RTL                          |
|--|--------------|--------------|--------------|------------------------------|
| Power Moonroof   |              |              |              | *                            |
| Dual-Action Tailgate   | *            | *            | *            | *                            |
| In-Bed Trunk*  | *            | *            | *            | *                            |
| Variable Intermittent Windshield Wipers with Automatic Heated Wiper Zone                             | *            | *            | *            | *                            |
| Remote Entry System  | *            | *            | *            | *                            |
| Security System  |              |              | *            | *                            |
| Privacy Glass  | *            | *            | *            | *                            |
| Heat-Rejecting Green-Tinted Glass  | *            | *            | *            | *                            |
| Body-Colored Door Handles  | Black        | *            | *            | *                            |
| Folding Power Side Mirrors   | *            | *            | Body-Colored | Body-Colored/Heated          |
| Integrated Bed Lights (4) with Auto-Off Timer  | *            | *            | *            | *                            |
| Heavy-Duty Tow Hooks (front and rear)  | *            | *            | *            | *                            |
| Hidden Roof-Mounted Antenna  | *            | *            | *            | *                            |
| Multi-Reflector Halogen Headlights with Auto-Off   | *            | *            | *            | *                            |
| Painted Alloy Wheels   |              | Gray         | Silver       | Silver                       |
| Chrome Grille  | Accessory    | *            | Accessory    | Accessory                    |
| COMFORT & CONVENIENCE  |              |              |              |                              |
| Air Conditioning with Air-Filtration System  | *            | *            |              |                              |
| Dual-Zone Automatic Climate Control with Air-Filtration System                                       |              |              | *            | *                            |
| Honda Satellite-Linked Navigation System** with Voice Recognition                                    |              |              |              | Available                    |
| Power Windows with Auto-Up/Down Driver's Window  | *            | *            | *            | *                            |
| Power Sliding Rear Cabin Window  | *            | *            | *            | *                            |
| Power Door Locks   | *            | *            | *            | *                            |
| Steering Wheel-Mounted Controls  | Cruise       | Cruise       | Cruise/Audio | Cruise/Audio/Nav (Available) |
| Cruise Control   | *            | *            | *            | *                            |
| Leather-Wrapped Steering Wheel   |              |              |              | *                            |
| Adjustable Steering Column   | *            | *            | *            | *                            |
| Multifunctional Center Storage Console with Sliding Armrest  | *            | *            | *            | *                            |
| Driver's and Front Passenger's Illuminated Vanity Mirrors  | *            | *            | *            | *                            |
| HomeLink™ Remote System†   |              |              |              | *                            |
| Ambient Console Lighting   |              |              |              | *                            |
| Map Lights   | *            | *            | *            | *                            |
| Sunglasses Holder  | *            | *            | *            | *                            |
| Rearview Mirror with Compass   |              |              |              | without Navigation           |
| Beverage Holders (2 front, 4 rear)   | *            | *            | *            | *                            |
| 12-Volt Power Outlets (2 front, 1 rear)  | *            | *            | *            | *                            |
| Passenger-Side Storage Tray  | *            | *            | *            | *                            |
| Door-Pocket Storage Bins   | *            | *            | *            | *                            |
| Grab Rails (front and rear)  | *            | *            | *            | *                            |
| Rear Console Vents   | *            | *            | *            | *                            |
| Flat Rear Floor  | *            | *            | *            | *                            |
| All-Weather Heavy-Duty Floor Mats  | *            | *            | *            | *                            |
| SEATING  |              |              |              |                              |
| Leather-Trimmed Seats  |              |              |              | *                            |
| Heated Front Seats   |              |              |              | *                            |
| Driver's Seat Adjustment   | 8-Way Manual | 8-Way Manual | 8-Way Power  | 8-Way Power                  |
| Driver's Seat with Power Lumbar Support  |              |              | Manual       | *                            |
| 60/40 Lift-Up Rear Seat with Under-Seat Storage  | *            | *            | *            | *                            |
| Head Restraints at All Seating Positions   | *            | *            | *            | *                            |
| AUDIO SYSTEMS  |              |              |              |                              |
| 100-Watt AM/FM/XM Ready®/CD Audio System with 6 Speakers   | *            | *            |              |                              |
| 160-Watt AM/FM/XM Ready®/6-Disc In-Dash CD Changer Audio System with 7 Speakers, Including Subwoofer |              |              | *            | *                            |
| XMR Satellite Radio®   |              |              |              | *                            |
| MP3/Auxiliary Input Jack   |              |              |              | with Navigation              |

\*Based on 2007 EPA mileage estimates. Use for comparison purposes only. Your mileage may vary. \*\*Towing requires the addition of the Honda accessory trailer hitch and harness on all trims, excluding RTX. Refer to the owner's manual for additional towing information. \*\*The Honda Satellite-Linked Navigation System is available only in the 48 contiguous United States on RTL models. \*\*XM™ Satellite Radio requires XM subscription, available at xmradio.com. Trial subscription provided free for first three months. All fees and programming subject to change. XM Ready™ audio system requires additional hardware, installation and XM subscription, all available at extra costs. See your dealer for details. XM service only available in the 48 contiguous United States. The XM name and XM Ready are registered trademarks of XM Satellite Radio Inc. †Kelley Blue Book's kbb.com awarded Honda two Best Retailer Value Awards for the 2006 Odyssey and 2006 Accord Hybrid. www.kbb.com/media. †Based on 2006 model-year study. IntelliChoice, Inc. www.intellichoice.com. †Automotive Lease Guide, December 2005. †HomeLink™ is a registered trademark of Prince Corporation, a wholly owned subsidiary of Johnson Controls.™ **3-Year/36,000-Mile Limited Warranty. 5-Year/60,000-Mile Limited Powertrain Warranty.** Ordinary maintenance or adjustments, parts subject to normal wear and replacement, and certain items are excluded. See your Honda dealer for terms and conditions of the limited warranties. **Always use seat belts and appropriate child seats. Children 12 and under are safest when properly restrained in the rear seat.** Specifications, features, illustrations and equipment shown in this brochure are based upon the latest available information at the time of printing. Although descriptions are believed to be correct, accuracy cannot be guaranteed. American Honda Motor Co., Inc., reserves the right to make changes at any time, without notice or obligation, in colors, specifications, accessories, materials and models. Some features mentioned herein are not available in all areas. See your Honda dealer for details. Some vehicles may be shown with optional equipment. Available = Optional. All images contained herein are either owned by American Honda Motor Co., Inc., or used under a valid license. It is a violation of federal law to reproduce these images without express written permission from American Honda Motor Co., Inc., or the individual copyright owner of such images. Honda Financial Services is a DBA of American Honda Finance Corporation. Honda, the H-mark symbol, Honda Care, Honda Satellite-Linked Navigation System, Drive-by-Wire Throttle System, In-Bed Trunk, Variable Torque Management, VSA, VTEC, VT-M4 and VT-M4 Lock are trademarks of Honda Motor Co., Ltd. © 2006 American Honda Motor Co., Inc.



The dealer-installed **Sport Package** outfits your new Ridgeline with a choice of side steps or running boards, brush-guard-style front lower trim and body-colored fender flares for a bolder look. It's just the thing to match its do-it-all, go-anywhere attitude.



The **Lifestyle Package** ups the Ridgeline's utility with a towing package, a roof rack and bed extender. And if installed by your dealer at the time of purchase, accessories are covered by Honda's 3-year/36,000-mile New-Vehicle Limited Warranty.<sup>1</sup>



Your dealer's team of trained technicians is ready to help keep your Honda in superb shape. All 2007 Honda vehicles – and any Genuine Honda Accessories installed at the time of purchase – are covered by the 3-year/36,000-mile New-Vehicle Limited Warranty.<sup>1</sup> Plus, Honda cars and trucks are covered by a 5-year/60,000-mile Limited Powertrain Warranty, too.<sup>1</sup> For more information or assistance, see your Honda dealer or please give us a call at 1-800-33-Honda.

**HONDA**  
Financial Services

Whether you buy or lease a Honda vehicle, **Honda Financial Services** can assist you with the process. Please ask your dealer which lease or purchase plan best suits your needs.

**HONDA**  
Care

**Honda Care™** is a highly affordable, comprehensive vehicle and travel protection plan backed by Honda reliability, service and parts. Please see your dealer for all the details.